


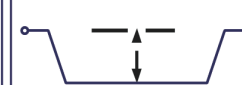



Specification Sheet – Product Code 365



				
top out (mm)	top in (mm)	base (mm)	height (mm)	capacity (cc)
220x150	201x131	190x120	44	1000

Specifications	
Type	Rectangular Smoothwall Tray
Flange Style	Reversed Rolled Edge
Base Style	Plain alu Emboss
Material	Smoothwall Foil Container Strip
Gauge (micron)	105
Metal Weight/1000 (kgs)	16.44 (+/- 8% tolerance)
Quantity Per Case	480
Cases Per Layer / Pallet	10 Cases 50 Cases
Carton weight gross(kgs)	8.39
Outer carton dimensions(mm)	475 X 234 X 378